

# facebook desktop

smart  
card

## GENERAL

### Settings

Meta

#### Accounts Center

Manage your connected experiences and account settings across Meta technologies.

- Personal details
- Password and security
- Ad preferences

[See more in Accounts Center](#)

#### Your Facebook information

- Privacy
- Profile and tagging
- Public posts
- Blocking
- Language and Region

### Your Facebook information

You can view or download your information and delete your account at any time.

<b>Access your information</b>	View your information by category.	
<b>Transfer a copy of your information</b>	Copy your photos, videos, posts or other information to another service.	
<b>Download your information</b>	Download a copy of your information to keep, or to transfer to another service.	
<b>Activity log</b>	View and manage your information and some settings.	<a href="#">View</a>
<b>Off-Facebook activity</b>	View or clear activity from businesses and organizations you visit off of Facebook.	<a href="#">View</a>
<b>Managing your information</b>	Learn more about how you can manage your information.	<a href="#">View</a>

Access your settings by clicking on your profile picture, select **Settings and Privacy, Settings**. Here you can manage your security, privacy and check on your

Messages

Meta

### Accounts Center

Manage your connected experiences and account settings across Meta technologies.

- Personal details
- Password and security
- Ad preferences

[See more in Accounts Center](#)

## SECURITY & LOGIN

Meta

### Accounts Center

Manage your connected experiences and account settings across Meta technologies like Facebook, Instagram and Meta Horizon. [Learn more.](#)

- Profiles
- Connected experiences

#### Account settings

- Accounts
- Personal details
- Password and security**
- Your information and permissions
- Ad preferences
- Payments

### Password and security

#### Login & recovery

Manage your passwords, login preferences and recovery methods.

- Change password
- Two-factor authentication
- Saved login

#### Security checks

Review security issues by running checks across apps, devices and emails sent.

- Where you're logged in
- Login alerts
- Recent emails
- Security Checkup
- Encrypted notification emails

In the **Accounts Center** under **Password and Security**, you can:

- see what devices are connected to your account,
- enable **Two-Factor Authentication** to enhance your security by controlling who can log into your account with your user/pass,
- view recent security emails,
- run a **Security Checkup**.

EFFECTIVE: JUNE 2023

CONSUMER  
PROTECTION  
OFFICE OF ATTORNEY GENERAL



# YOUR FACEBOOK INFO

Here you can monitor your activity and see if there is any unauthorized activity on your account. You can also delete or manage your account information settings here.

**Settings**

Meta  
**Accounts Center**  
 Manage your connected experiences and account settings across Meta technologies.

- Personal details
- Password and security
- Ad preferences
- See more in Accounts Center

**Your Facebook information**

- Privacy
- Profile and tagging
- Public posts
- Blocking
- Language and Region

**Your Facebook information**

You can view or download your information and delete your account at any time.

<b>Access your information</b>	View your information by category.	<a href="#">View</a>
<b>Transfer a copy of your information</b>	Copy your photos, videos, posts or other information to another service.	<a href="#">View</a>
<b>Download your information</b>	Download a copy of your information to keep, or to transfer to another service.	<a href="#">View</a>
<b>Activity log</b>	View and manage your information and some settings.	<a href="#">View</a>
<b>Off-Facebook activity</b>	View or clear activity from businesses and organizations you visit off of Facebook.	<a href="#">View</a>
<b>Managing your information</b>	Learn more about how you can manage your information.	<a href="#">View</a>

# PRIVACY

Here, you can limit how public your profile is to other users. By limiting who can send you friend requests, who can see your friends list, and if you appear in searches outside the website, you can keep your information from being easily accessible to other unwanted users.

**Your Facebook information**

**Privacy**

- Profile and tagging
- Public posts
- Blocking
- Language and Region
- Stories
- Journalist resources

**Privacy Settings and Tools**

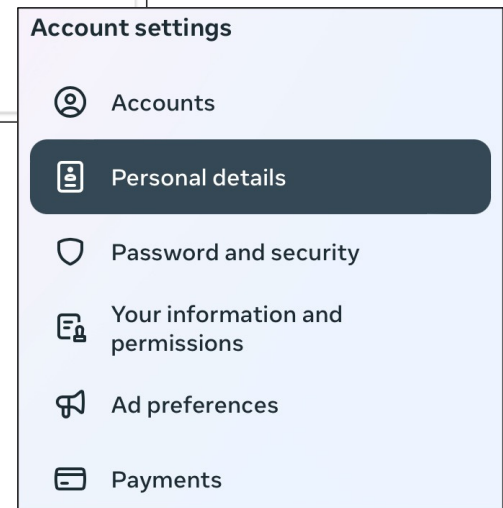
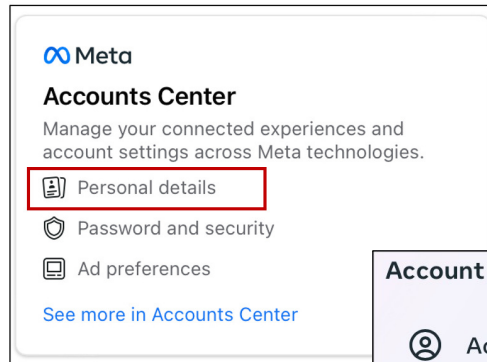
**Privacy shortcuts**

- Check a few important settings**  
Quickly review some important settings to make sure you're sharing with the people you want.
- Manage your profile**  
Go to your profile to change your profile info privacy, like who can see your birthday or relationships.
- Learn more with Privacy Center**  
Manage your privacy on Facebook, Instagram and Messenger, and other Meta Products.

<b>Your Activity</b>	Who can see your future posts?	Friends	<a href="#">Edit</a>
	Review all your posts and things you're tagged in		<a href="#">Use Activity Log</a>
	Limit the audience for posts you've shared with friends of friends or Public?		<a href="#">Limit Past Posts</a>
	Who can see the people, Pages and lists you follow?	Friends	<a href="#">Edit</a>
<b>How people find and contact you</b>	Who can send you friend requests?	Friends of friends	<a href="#">Edit</a>
	Who can see your friends list?	Friends	<a href="#">Edit</a>
	Who can look you up using the email address you provided?	Friends	<a href="#">Edit</a>
	Who can look you up using the phone number you provided?	Only me	<a href="#">Edit</a>
	Do you want search engines outside of Facebook to link to your profile?	No	<a href="#">Edit</a>

## MEMORIALIZE OR DELETE ACCOUNT

Having someone able to monitor and control your legacy content will ensure your account remains secure. It also means people are not able to easily clone or hack into the account. This will prevent any of your friends from being targeted or your content from being disturbed.



### Account ownership and control

Manage your data, modify your legacy contact, deactivate or delete your accounts and profiles. >

### Account ownership and control

#### Memorialization

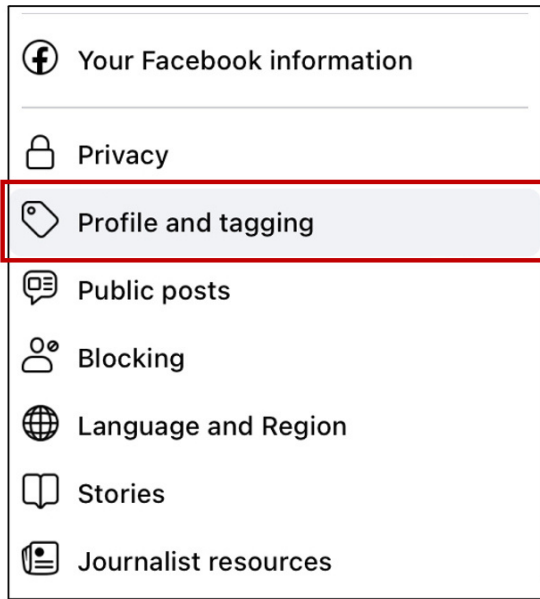
Decide what happens to your main Facebook profile after you pass away. >

#### Deactivation or deletion

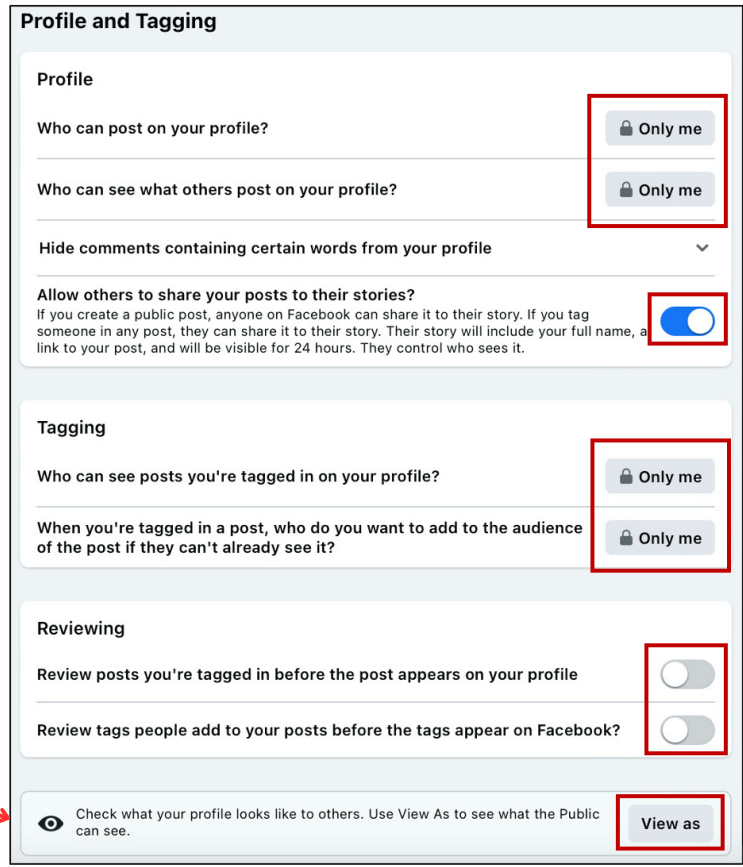
Temporarily deactivate or permanently delete your accounts and profiles. >

## PROFILE & TAGGING

By limiting who can post on your profile, tag you, or see your posts, you can keep your account private from unwanted users and reduce risk of being hacked or cloned.

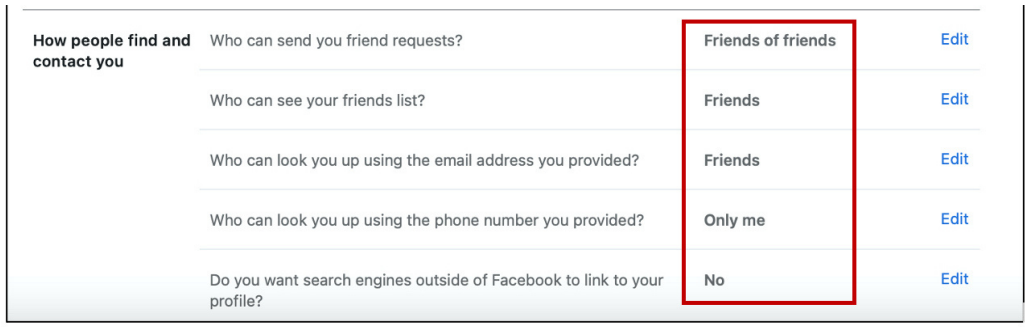
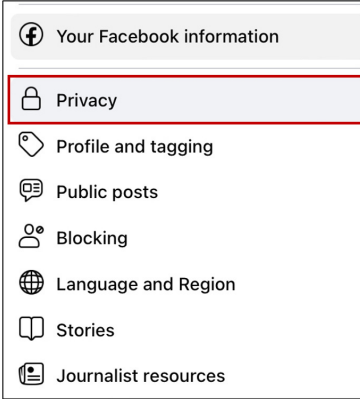


View your profile to see how it appears to others.




## FRIENDS LIST

Limiting who can find you on social media can protect your personal information and prevent people from trying to hack or clone your account. This can also prevent your friends from being targeted as well.








## PUBLIC POSTS

Limiting who can comment or see your posts allows for better privacy from strangers. This can prevent people you don't want to interact with from following you online.

-  Your Facebook information

---

-  Privacy
-  Profile and tagging
-  Public posts
-  Blocking
-  Language and Region

### Public Post Filters and Tools

**Who can follow me**

Followers see your posts, reels and stories in Feed. Friends follow your posts, reels and stories by default, but you can also allow people who are not your friends to follow your public posts, reels and stories. Use this setting to choose who can follow you.

Each time you post or create a reel or story, you choose which audience you want to share with.

This setting doesn't apply to people who follow you on Marketplace and in buy and sell groups. You can manage those settings on Marketplace.

[Learn more](#)

**Public post comments**

Choose who is allowed to comment on your public posts. People tagged in your public posts and their friends may still be able to comment. [Learn more](#)


You can update this on individual posts without affecting your account settings.


**Public post notifications**


You can get notifications when people who aren't your friends start following you and share, like or comment on your public posts.


**Public profile info**

Manage who can like or comment on profile information that is always public, including your profile pictures, profile videos, cover photos, featured photos and updates to your short bio.

 Friends


 Friends

 Public








 Friends

## BLOCKING

Blocking users, events, apps, and more will help keep your account free of unwanted information.

-  Your Facebook information

---

-  Privacy
-  Profile and tagging
-  Public posts
-  Blocking
-  Language and Region
-  Stories
-  Journalist resources

### Blocking

**Manage Blocking**

**Restricted list**

When you add someone's profile to your Restricted list, they won't see posts on Facebook that you share only to Friends. They may still see things you share to Public or on a mutual friend's timeline, and posts their profile is tagged in. Facebook doesn't notify your friends when you add them to your Restricted list. [Learn more](#)

[Edit](#)

**Block users**

Once you block someone, that person can no longer see things you post on your timeline, tag you, invite you to events or groups, start a conversation with you, or add you as a friend. Note: Does not include apps, games or groups you both participate in.

[Edit](#)

**Block messages**

If you block someone's profile on Facebook, they won't be able to contact you in Messenger either. Unless you block someone's Facebook profile and any others they may create, they may be able to post on your timeline, tag you, and comment on your posts or comments. [Learn more](#)

[Edit](#)

**Block app invites**

Once you block app invites from someone's profile, you'll automatically ignore future app requests from that person's profile. To block invites from a specific friend's profile, click the "Ignore All Invites From This Profile" link under your latest request.

[Edit](#)

**Block event invites**

Once you block event invites from someone's profile, you'll automatically ignore future event requests from that profile.

[Edit](#)

**Block apps**

Once you block an app, it can no longer contact you or get non-public information about you through Facebook. [Learn more](#)

[Edit](#)

**Block Pages**

Once you block a Page, that Page can no longer interact with your posts or like or reply to your comments. You'll be unable to post to the Page's timeline or message the Page. If you currently like the Page, blocking it will also unlike and unfollow it.

[Edit](#)

## APPS & WEBSITES

Limiting or monitoring any connected accounts and websites will allow your account to stay secure from any outside threats.

- Your Facebook information
- Privacy
- Profile and tagging
- Public posts
- Blocking
- Language and Region
- Stories
- Journalist resources
- Reaction preferences
- Notifications
- Apps and Websites**
- Business integrations
- Videos

### Apps and Websites

These are apps and websites you've connected to your Facebook account by either logging into them with Facebook or by connecting an account you have with them to your Facebook. You can review and manage the non-public information each app has permission to access, or remove their access.

Information an app can access

Public	Some information about you is part of your <a href="#">public profile</a> or is information you've made public. An app can access this public information at any time.
Non-public	Other information is not public and an app can access it through this connection only if you choose to share it with the app when you log in with your Facebook account. If it appears you haven't logged into an app with your Facebook account in the last 90 days, the app's access to your non-public information through this connection automatically expires. When this happens, the app changes from <b>Active</b> to <b>Expired</b> . Note that, even if an app no longer has access to your non-public information, it may still have non-public information you previously shared with it while it was <b>Active</b> . <a href="#">Learn more</a>

You don't have any apps or websites to review.

[View Removed Apps and Websites](#)

### Preferences

**Apps, websites and games**  
Gives you the ability to use Facebook to log into and interact with third party apps, websites and games as well as connect accounts you have with other apps, websites and games to Facebook. Turn off

**Game and app notifications**  
Allows notifications for game requests from friends, game status updates and app notifications from app developers on Facebook. Changing these settings will not affect games in your game settings or impact your ability to use apps or play games. Turn On

## STORIES

Having this setting off helps to prevent others from taking your posts and changing them to their own benefit - which helps to protect your identity online.

- Your Facebook information
- Privacy
- Profile and tagging
- Public posts
- Blocking
- Language and Region
- Stories**
- Journalist resources


### Stories Settings

**Sharing options**

**Allow others to share your public stories to their own story?**  
Their story will include your full name and a link to your original story. They control who sees it.




# AD PREFERENCES & SETTINGS

With **Ad preferences** you are able to hide or unhide advertisements for specific companies you have already seen on your account.

 Meta








### Accounts Center

Manage your connected experiences and account settings across Meta technologies.


-  Personal details
-  Password and security
-  Ad preferences

[See more in Accounts Center](#)

### Account settings

-  Accounts
-  Personal details
-  Password and security
-  Your information and permissions
-  Ad preferences
-  Payments
-  Meta Verified

## Ad preferences

- Recent ad activity**  
View and manage ads you have interacted with recently. >
- Advertisers you've seen**  
Review and adjust settings for advertisers you have seen.  >
- Ad topics**  
View and manage your ad topics >
- Ad settings**  
Review settings and learn how data influences what you see. >

### Common questions

- What information is used to show me ads? >
- Does Meta sell my data? >

## **USEFUL LINKS**

**Safe Search Kids**

[www.safesearchkids.com](http://www.safesearchkids.com)

**Microsoft Safety & Security**

<https://support.microsoft.com/en-us/help/4091455/windows-protect-privacy-internet>

**OnGuard Online**

<https://www.consumer.ftc.gov/features/feature-0038-onguardonline>

**Facebook Help** <https://www.facebook.com/help/325807937506242>

