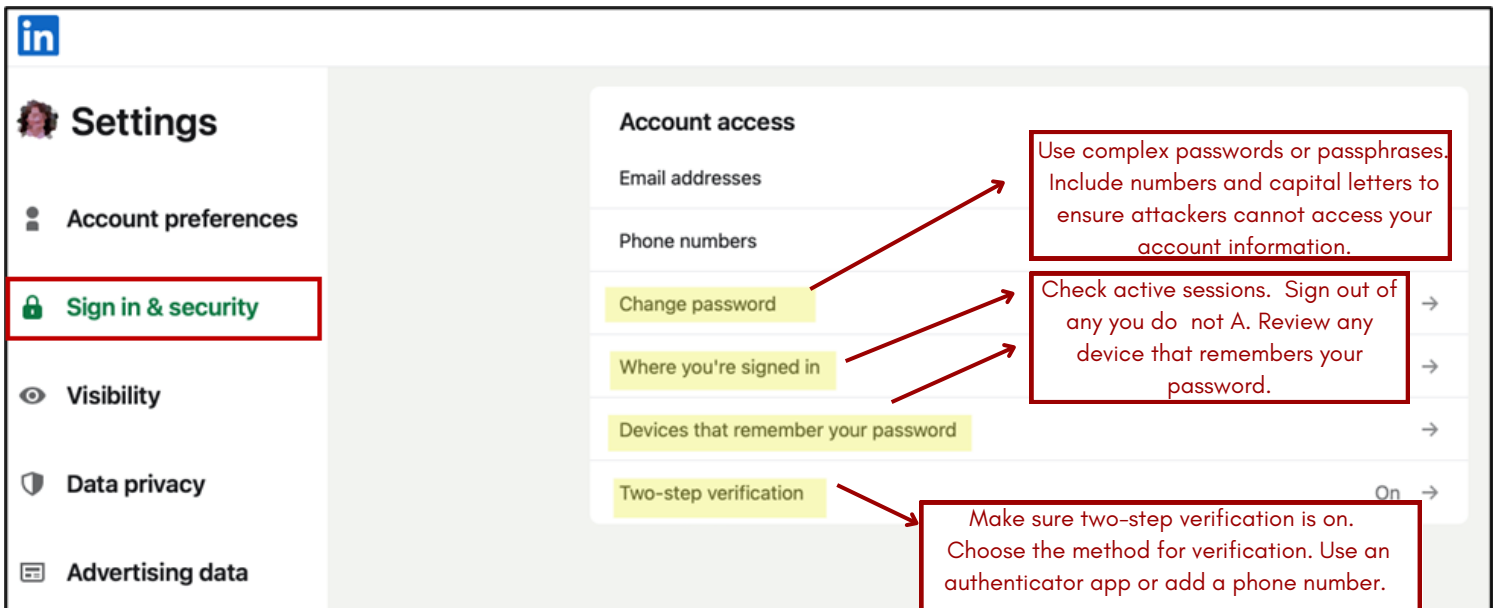
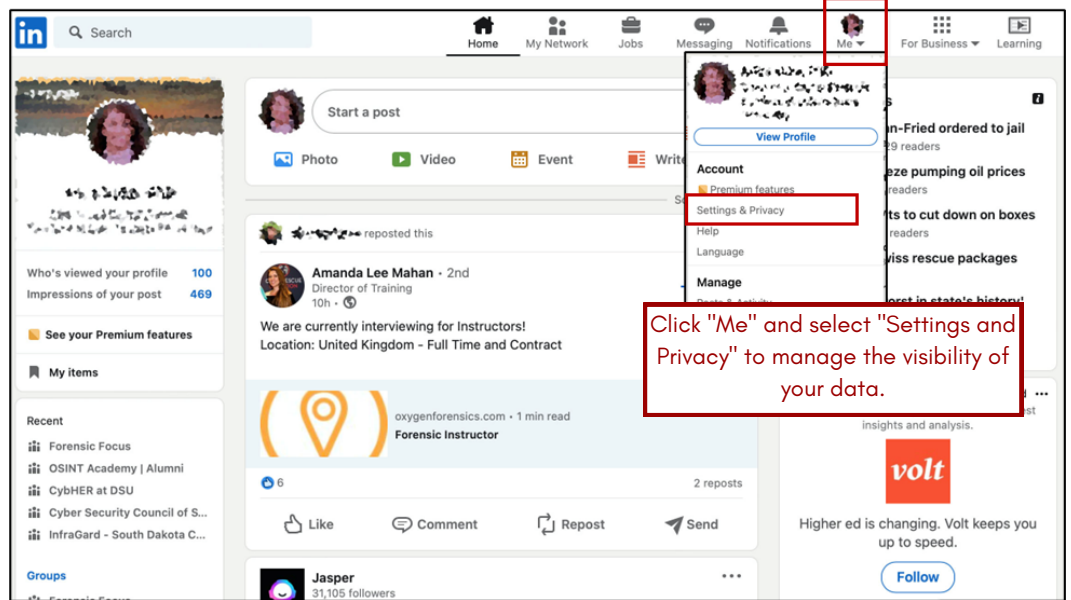


ACCOUNT LOGIN & ACTIVITY

LinkedIn is a professional networking site whose users establish connections with co-workers, customers, business contacts, and potential employees and employers. Users post and share information about current and previous employment, education, military activities, specialties, and interests. To limit exposure of your personal information, you can review and manage who can view your profile and activities.



PROFILE VISIBILITY ON LINKEDIN

Review the **Visibility** options to see how you appear both on and off LinkedIn. Set who can see or download your email address to "Only visible to me". Set the discovery of your profile via email address or phone number to "1st Degree Connections" for email and "Nobody" for phone for your maximum anonymity and protection. Manage who can follow you on LinkedIn - block or unfollow any suspicious person. These change frequently so review them periodically for any changes.

Visibility of your profile & network	
Profile viewing options	Private mode →
Edit your public profile	→
Who can see or download your email address	→
Connections	Off →
Who can see members you follow	Only visible to me →
Who can see your last name	→
Representing your organizations and interests	On →
Profile discovery and visibility off LinkedIn	→
Profile discovery using email address	1st degree connections →
Profile discovery using phone number	Nobody →
Blocking	→

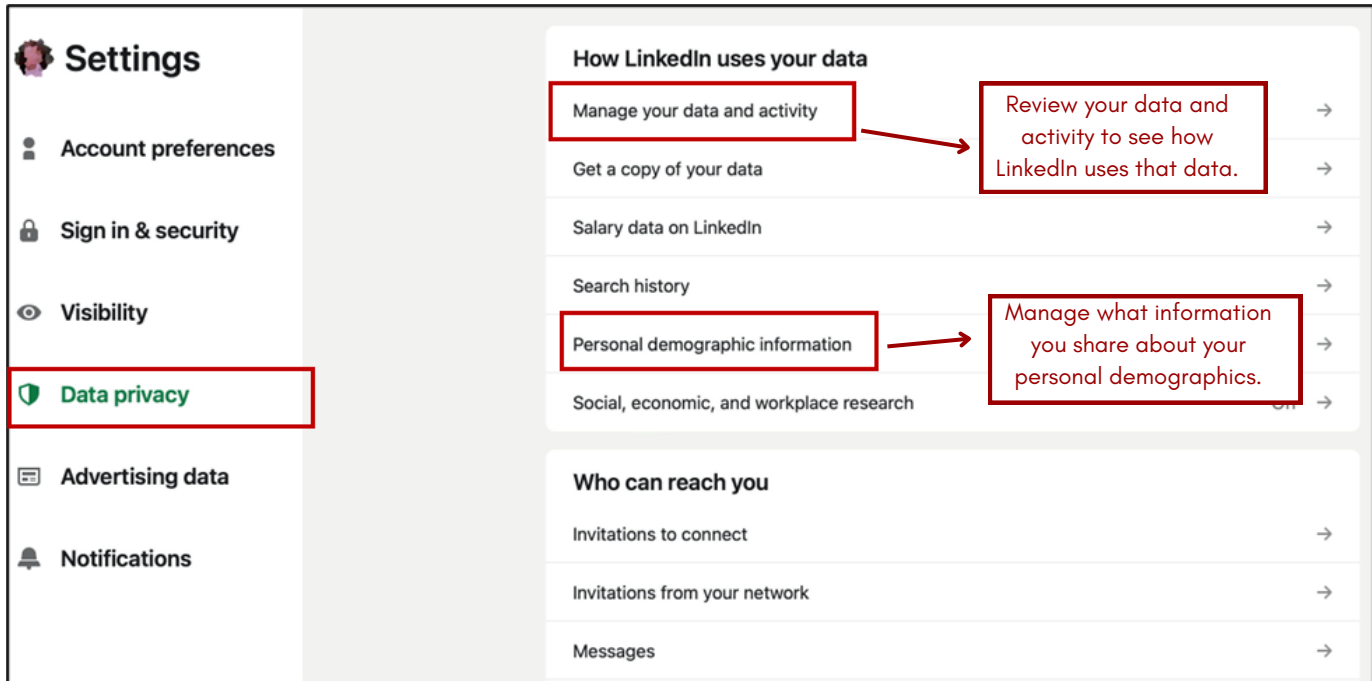
Set your "Profile discovery and visibility off LinkedIn" to Off. Users not signed in to LinkedIn will not see your profile and limits visibility to search engines and other off-LinkedIn services.

Scroll down on the page to see the box below.

Visibility of your LinkedIn activity	
Manage active status	No one →
Share profile updates with your network	Off →
Notify connections when you're in the news	Off →
Mentions or Tags	Off →
Followers	→

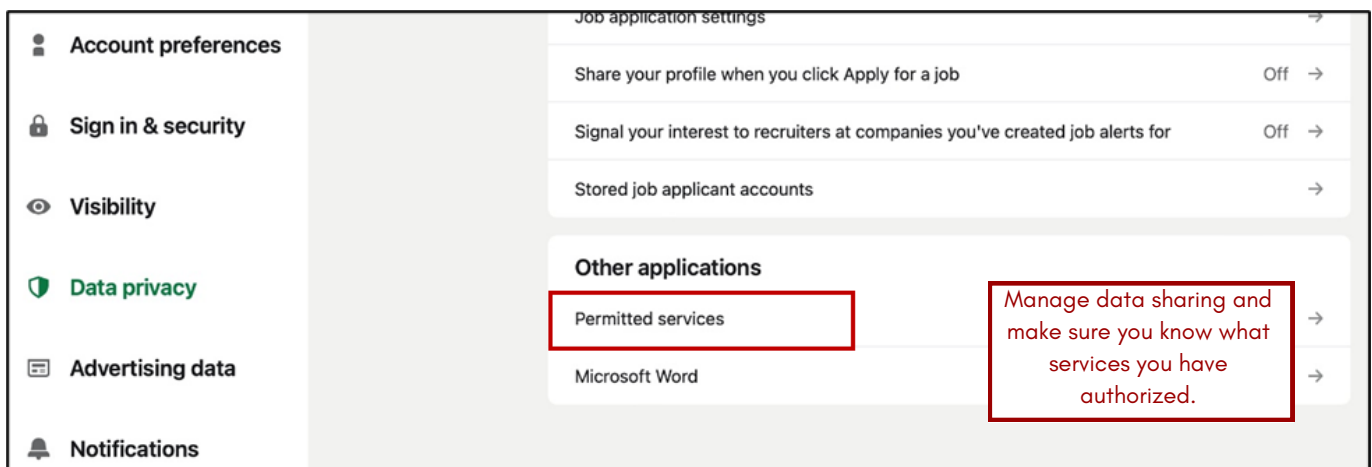
The settings above and at the right are for maximum privacy.

PRIVACY - DATA USAGE BY LINKEDIN



The screenshot shows the LinkedIn Settings page with the 'Data privacy' option highlighted in a red box. The main content area is titled 'How LinkedIn uses your data' and lists several options: 'Manage your data and activity', 'Get a copy of your data', 'Salary data on LinkedIn', 'Search history', 'Personal demographic information', and 'Social, economic, and workplace research'. Two red boxes with arrows point to 'Manage your data and activity' and 'Personal demographic information'. The first box contains the text 'Review your data and activity to see how LinkedIn uses that data.' The second box contains the text 'Manage what information you share about your personal demographics.'

Scroll down on the page to see the box below.



The screenshot shows the LinkedIn Settings page with the 'Data privacy' option highlighted in a red box. The main content area is titled 'Other applications' and lists 'Permitted services' and 'Microsoft Word'. A red box highlights 'Permitted services', and another red box contains the text 'Manage data sharing and make sure you know what services you have authorized.'

ADVERTISING and DATA COLLECTION

Advertising preferences

- Profile data for personalizing ads →
- Interest categories →

Disable profile data which allows the use of your data to provide insights that help advertisers.

Data collected on LinkedIn

- Connections → Off →
- Location → Off →
- Demographics →
- Companies you follow → Off →
- Groups → Off →
- Education → Off →
- Job Information → Off →
- Employer → Off →

Review each of the options on this menu. These options allow LinkedIn to share your data for more personalized ads. Set to "Off" for maximum privacy.

Third-party applications and services can access your personal information once you authorize them in your settings. Limit the use of applications to ensure that third parties cannot collect, share, or misuse your personal information. Avoid sharing your activities on third-party websites with LinkedIn by disabling the option. Do not permit or allow LinkedIn to receive information about your visited sites.

Third-party data

- Audience insights for websites you visit → Off →
- Ads outside of LinkedIn → Off →
- Interactions with businesses → Off →
- Ad-related actions → Off →

Set all options to "Off" for maximum privacy.

CONNECTED SERVICES / CLOSING YOUR ACCOUNT

Select "Account Preferences" and scroll down to see **Partners & Services** and **Account Management** options.

The screenshot shows the LinkedIn Settings page. On the left is a sidebar with menu items: Settings, Account preferences (highlighted with a red box), Sign in & security, Visibility, Data privacy, Advertising data, and Notifications. The main content area is divided into three sections: 'Manage Premium account' with options 'Manage Premium account' and 'View purchase history'; 'Partners & services' with options 'Microsoft' and 'Twitter settings' (labeled 'Not Connected'); and 'Account management' with options 'Hibernate account' and 'Close account'. Three red boxes with text annotations are overlaid on the image: one around 'Account preferences', one around the 'Partners & services' section, and one around the 'Account management' section.

Only allow access to services you use or are aware of. Check this occasionally to ensure you know what is connected to your LinkedIn account.

Close or hibernate our account if you no longer plan to use LinkedIn services or temporarily deactivate your account. Click on either the close or hibernate account option to confirm that you want to complete that step.

USEFUL LINKS

Microsoft Safety & Security

<https://support.microsoft.com/en-us/help/4091455/windows-protect-privacy-internet>

OnGuard Online

<https://www.consumer.ftc.gov/features/feature-0038-onguardonline>

LinkedIn Public Profile Visibility

<https://www.linkedin.com/help/linkedin>

