




Instagram
mobile

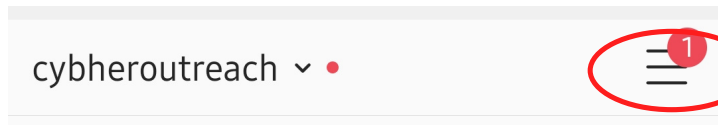
Smart
card

MANAGING YOUR INSTAGRAM ACCOUNT

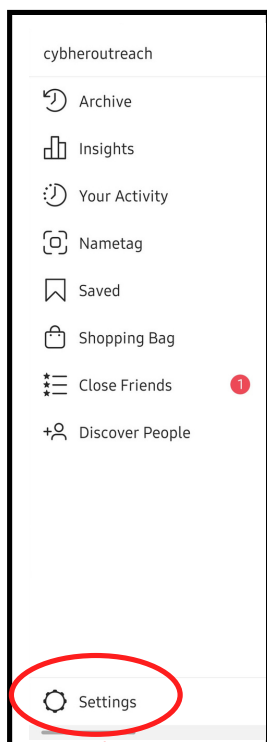
PRIVACY SETTINGS



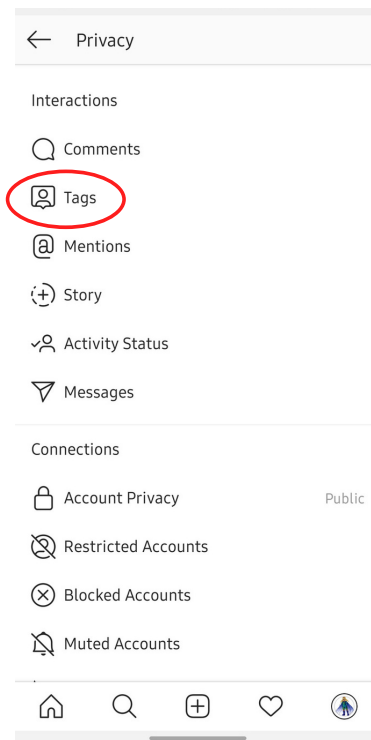
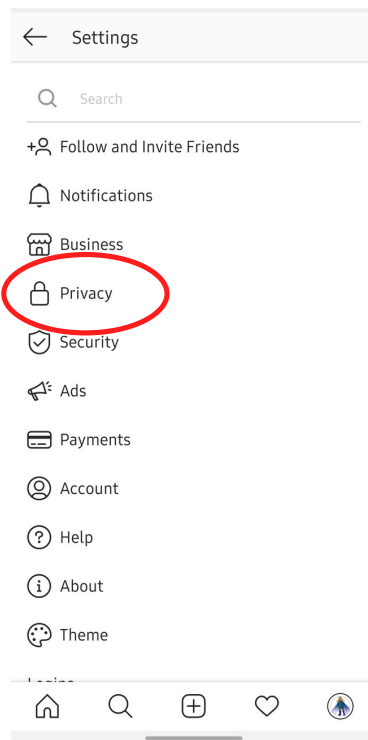
Click on the profile icon at the bottom of your screen.



Click the hamburger button.



Click Settings,
then Privacy.



Tagged Posts

Manually Approve Tags

Choose who can tag you in their photos and videos. When people try to tag you, they'll see if you don't allow tags from everyone.

Tagged Posts

Tag Controls

Manually Approve Tags

Pending Tags

Tagged Posts

Toggle on to manually review any photos or videos before they are added to your account by other users.





Instagram
mobile

smart
card

Toggle off to prevent followers from sharing your story as a message.

Sharing

Allow Resharing to Stories

Other people can add your feed posts and IGTV videos to their stories. Your username will always show up with your post.

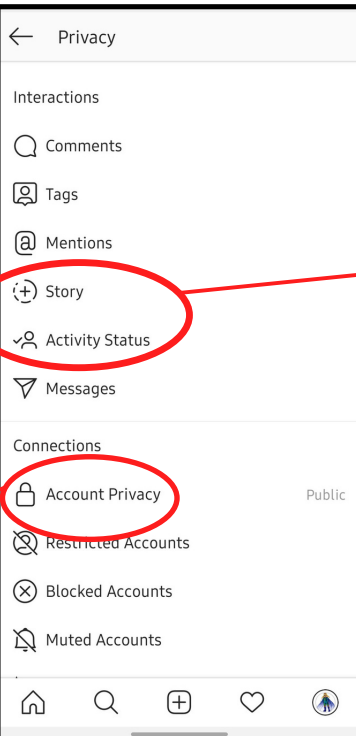
Allow Sharing

Let your followers share photos and videos from your story as messages. Only your followers can see what's shared.

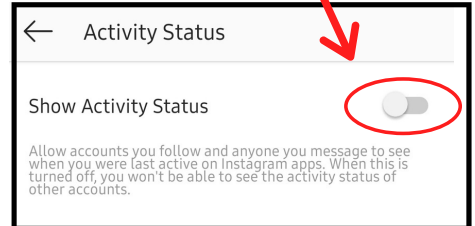
Account Privacy

Private Account

When your account is private, only people you approve can see your photos and videos. Your existing followers won't be affected. [Learn More](#)

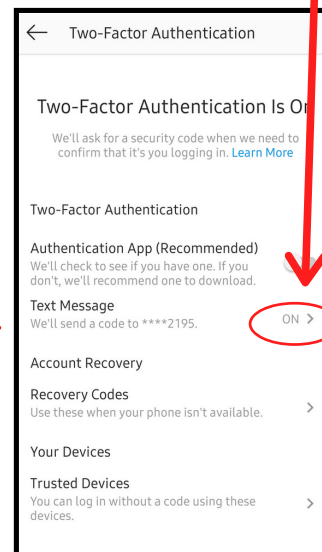
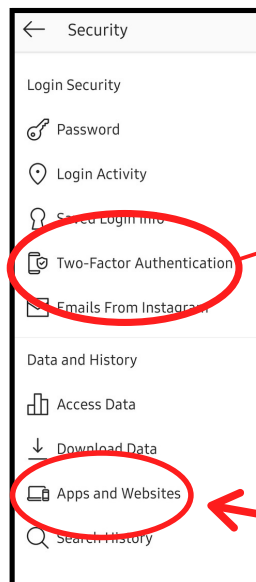
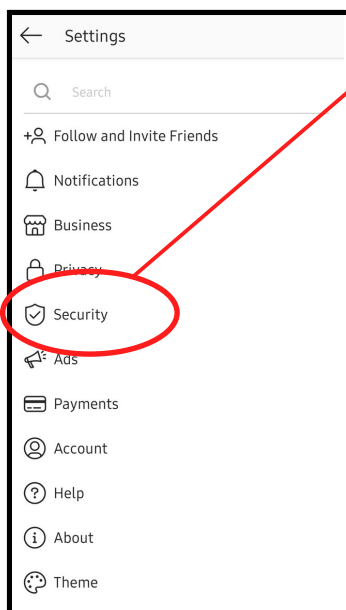


Toggle off so others can't see when you are active on Instagram.



RECOMMENDED: Turn on to receive a code to ensure you are the one logging into your account. This prevents others from logging in to your account without your knowledge.

SECURITY SETTINGS



Review which apps or websites have access to your Instagram account.

EFFECTIVE ON: 01/13/2022





Instagram
mobile

smart
card

THINGS TO REMEMBER

- **MAKE YOUR ACCOUNT PRIVATE** - Instagram accounts are accessible to the public; therefore, anyone can view your profile, photos, videos, and stories and comment on them. To allow only approved followers to be able to view your posts, set your account to private.
- **HIDE ACTIVITY STATUS** - Individuals you follow or have direct conversations with can by default see when you were last active on Instagram. Turn off the visibility of your status.
- **REMOVE FOLLOWERS** - Remove individuals or followers from your friends list if you no longer want them to see your new posts. This can work for both public and private accounts.
- **HIDE STORIES/RESTRICT DIRECT MESSAGING AND SHARING** - If you don't want to share photos or videos with all followers select specific individuals e.g. family.
- **BLOCK COMMENTS** - If you are annoyed by the constant inappropriate comments on your posts, you can stop this by blocking individuals from commenting.
- **REMOVE TAGS** - Remove or disable your tagging option in settings to prevent posts you are tagged in from automatically being added to your Instagram profile by default.

USEFUL LINKS

A Parent's Guide to Internet Safety

www.fbi.gov/stats-services/publications/parent-guide

Wired Kids

www.wiredkids.org

Microsoft Safety & Security

<https://support.microsoft.com/en-us/help/4091455/windows-protect-privacy-internet>

OnGuard Online

<https://www.consumer.ftc.gov/features/feature-0038-onguardonline>

Instagram Help

<https://help.instagram.com>



<https://consumer.sd.gov/> 1-800-300-1986

San Diego
**CONSUMER
PROTECTION**
OFFICE OF ATTORNEY GENERAL

