

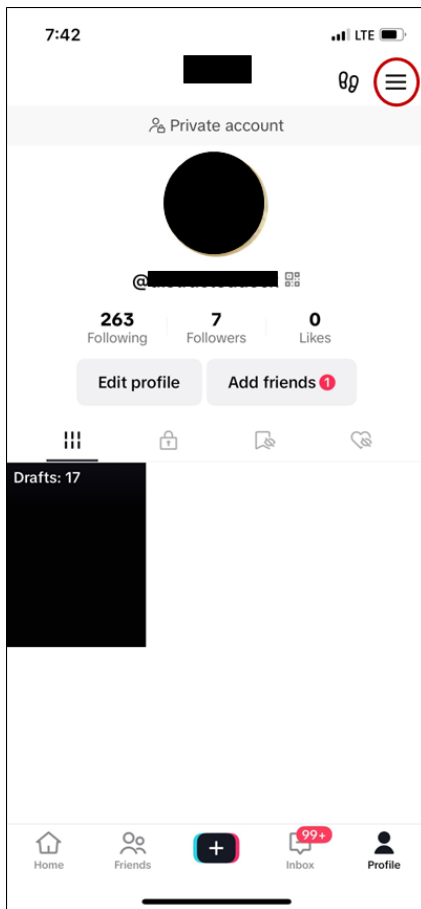


TikTok

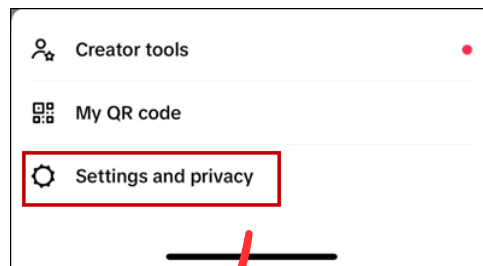
Smart
card

ACCOUNT & SETTINGS

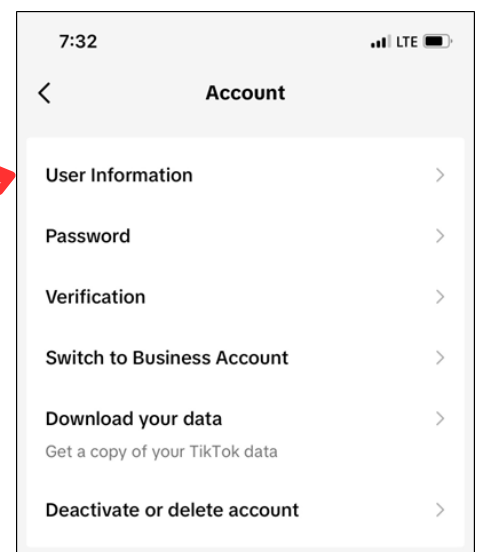
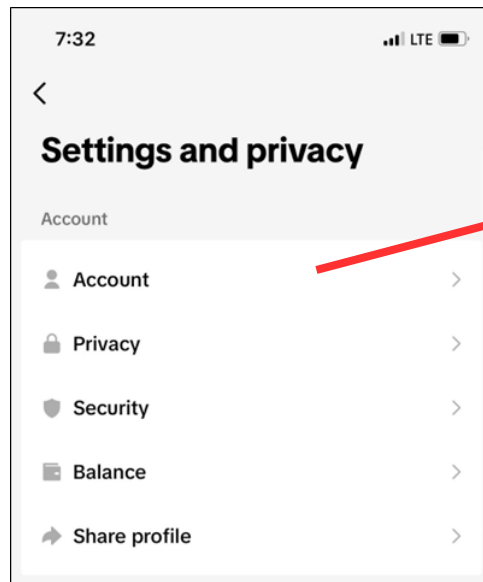
TikTok is a video-sharing app that allows users to create and share short-form videos on any topic. **Privacy and security** concerns about the security and storage of data have caused the app to be **banned** by governments worldwide.



Click on the hamburger menu to access account settings and privacy.



The **Account** screen allows you to update your user information, change your password, download your data or delete your account.

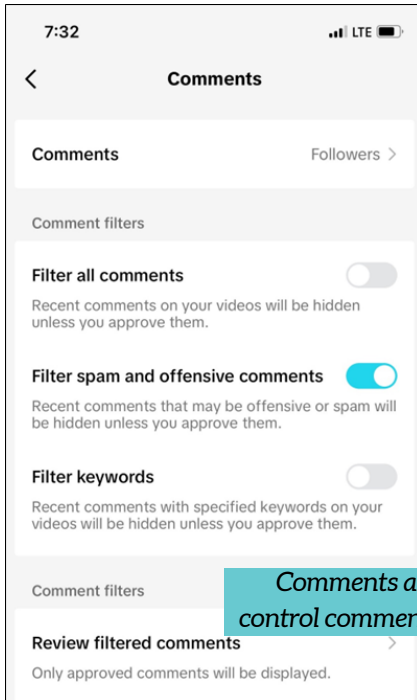




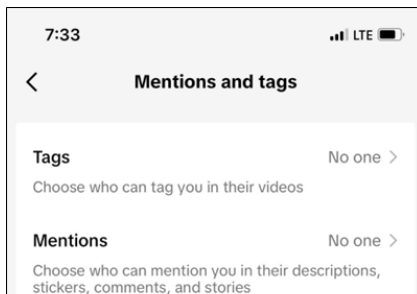
TikTok

smart
card

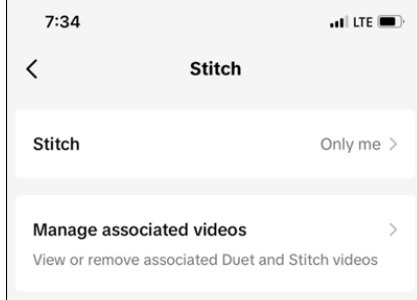
PRIVACY



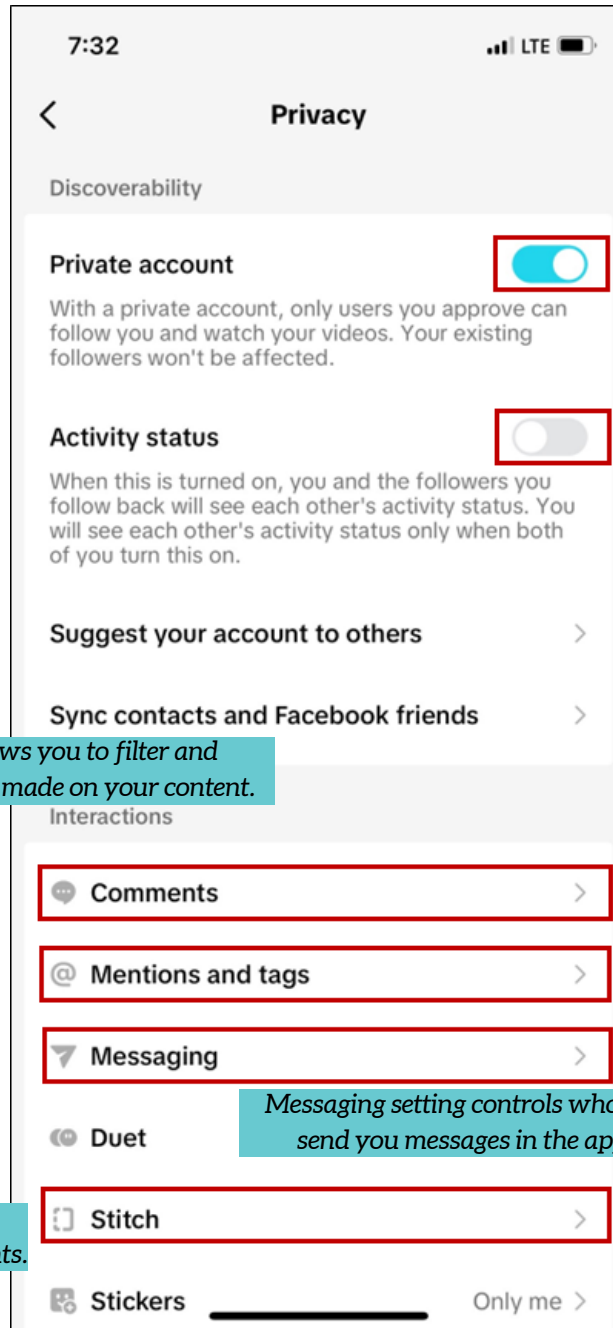
Comments allows you to filter and control comments made on your content.



Choose who can tag you in videos or mention you in descriptions or comments.



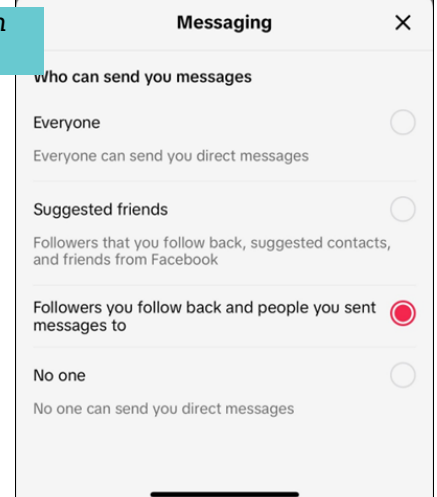
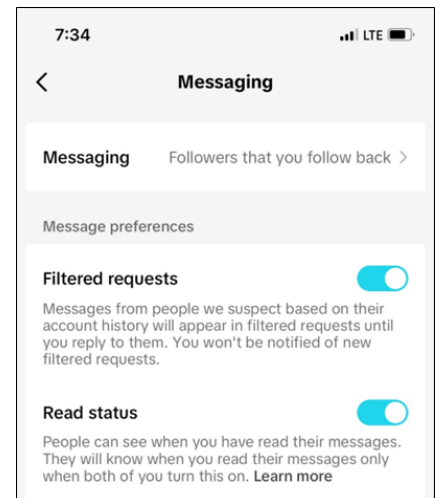
Stitch setting allows you to limit whether your videos can be combined with others on TikTok.



Messaging setting controls who can send you messages in the app.

Set your account to private so only followers can view your videos.

Turn off activity status so other's can't see when you are online.



EFFECTIVE: JUNE 2023

CONSUMER
PROTECTION
OFFICE OF ATTORNEY GENERAL

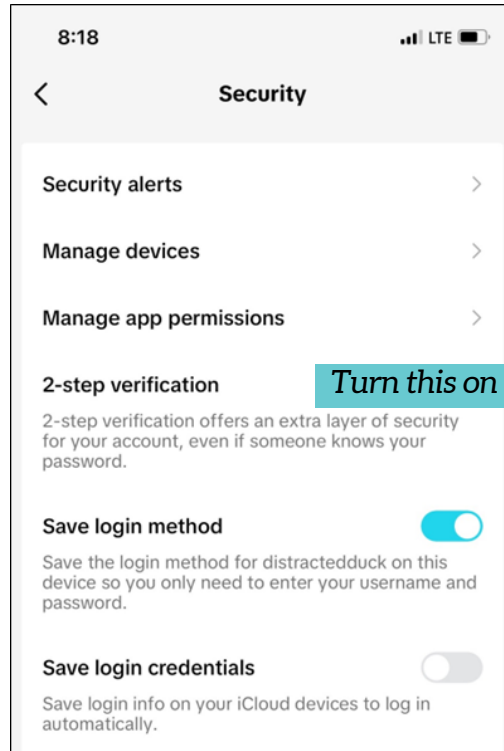
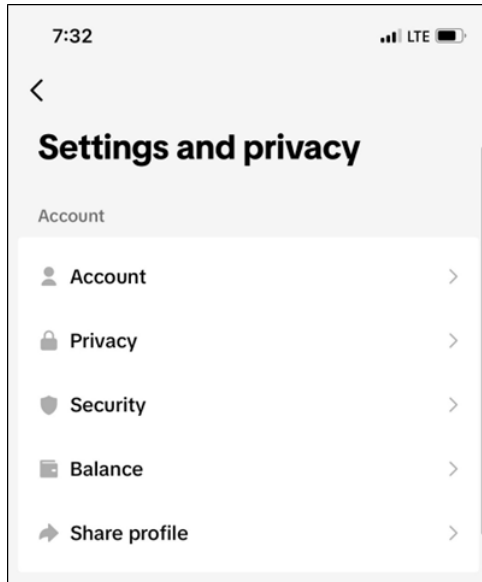




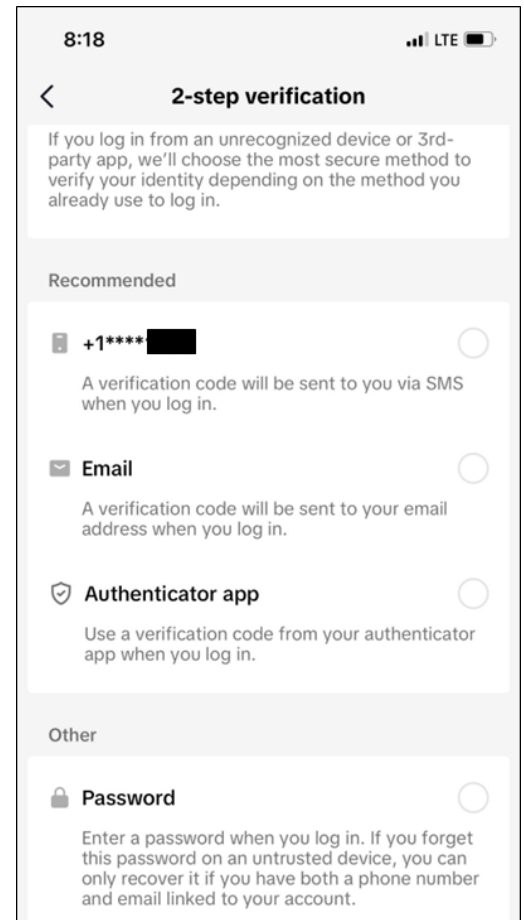
TikTok

smart
card

SECURITY



The Authenticator App is the recommended and most secure 2-step verification method.



THINGS TO REMEMBER

- **MAKE YOUR ACCOUNT PRIVATE** – TikTok account is accessible to the public; therefore, anyone can view your profile, videos, and stories and comment on them. To allow only approved followers to be able to view your posts, set your account to private.
- **SET YOUR VIDEOS PRIVATE** – Individuals you follow or have direct conversations with can by default see your posted videos. Change the accessibility of your videos to private!
- **DELETE FOLLOWERS** – Delete individuals or followers from your friends list if you no longer want them to see your activities or posts by blocking them.
- **RESTRICT DIRECT MESSAGING AND SHARING** – If you don't want to everyone to message you, view or react to your shared videos.
- **TURN OFF VIDEO DOWNLOADS** – If you do not want your posted videos to be downloaded by individuals, you can stop this by disabling the allow feature.





TikTok

*smart
card*

USEFUL LINKS

Safe Search Kids

<https://www.safesearchkids.com/>

Microsoft Safety & Security

<https://support.microsoft.com/en-us/help/4091455/windows-protect-privacy-internet>

OnGuard Online

<https://www.consumer.ftc.gov/features/feature-0038-onguardonline>

TikTok Help

<https://support.tiktok.com/en/account-and-privacy>



<https://consumer.sd.gov/>



1-800-300-1986

South Dakota
**CONSUMER
PROTECTION**
OFFICE OF ATTORNEY GENERAL

