

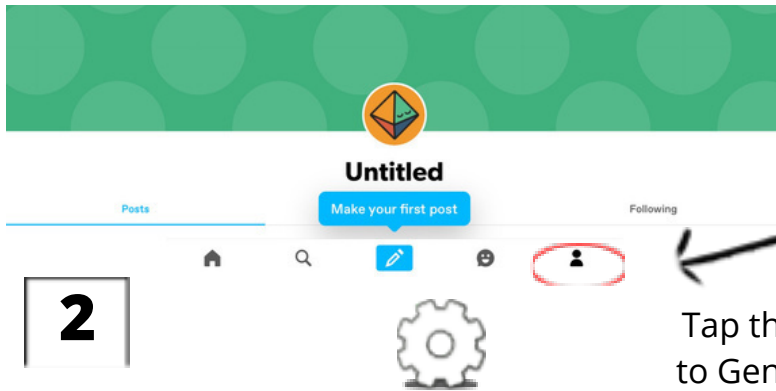


Tumblr

Smart card

Tumblr is similar to FaceBook. You can post photos, links, quotes, text, images, videos, and music onto a blog type setup.

MANAGING YOUR ACCOUNT

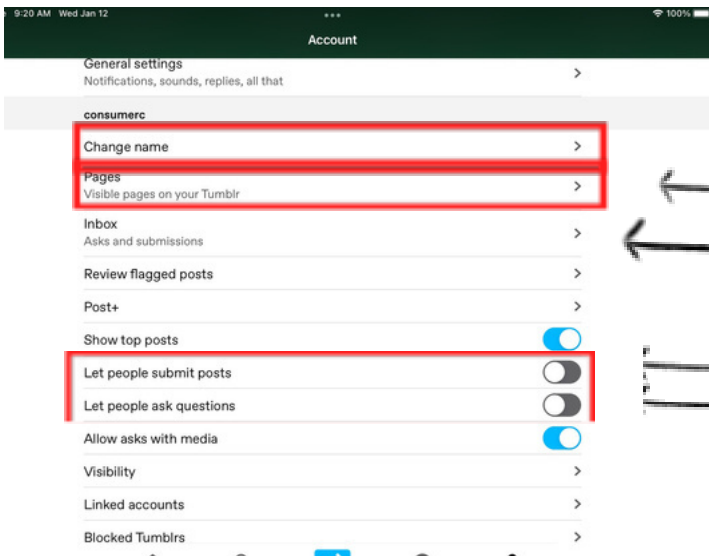


1

Tap the avatar to get to your personal settings.

2

Tap the gear icon to access Settings. Navigate to General Settings to set complex passwords, two-factor, authentication and disable connected apps.



Change your username

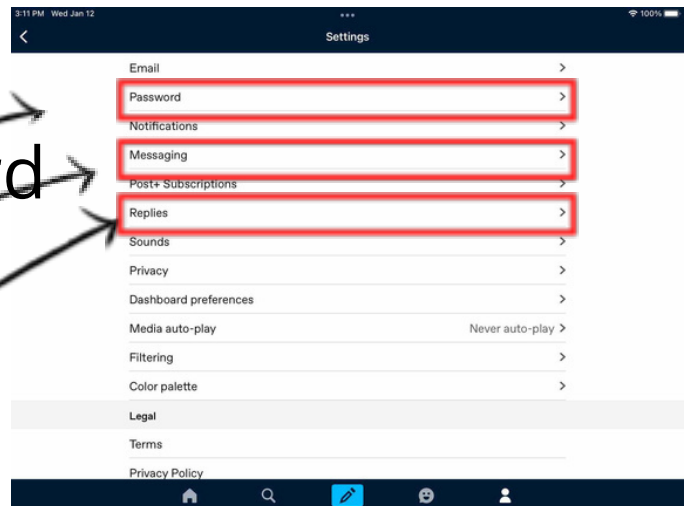
Change who can see posts you like, and tumblrs you follow
View Messages

Turn these two off to not receive messages from other people

3 Set a secure password

Control if you would like people message you

Control who can reply to your posts



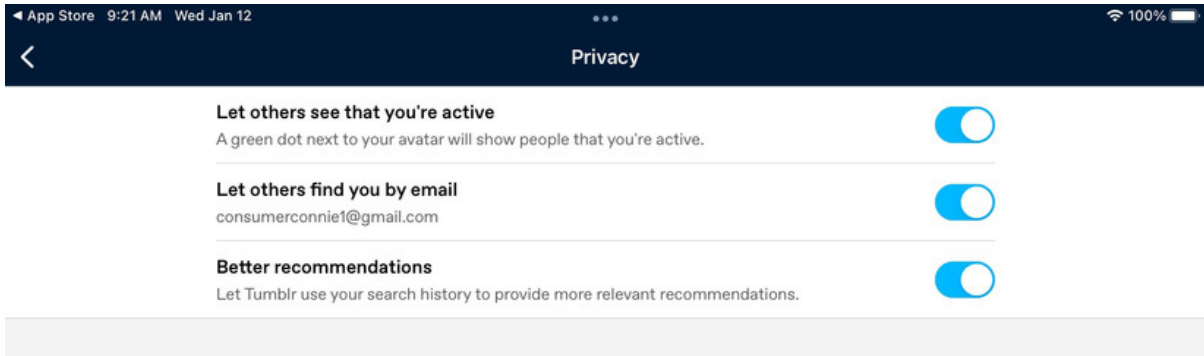


Tumblr

Smart
card

4

Change privacy settings to set active status, who can see your email, and toggle recommendations. For the most secure option, turn these all **OFF**.



USEFUL LINKS

Safe Search Kids

<https://www.safesearchkids.com/>

Microsoft Safety & Security

<https://support.microsoft.com/en-us/help/4091455/windows-protect-privacy-internet>

OnGuard Online

<https://www.consumer.ftc.gov/features/feature-0038-onguardonline>

Tumblr Support

<https://www.tumblr.com/support>

